

WEEKLY MARKET UPDATE



March 26, 2026

SUMMARY

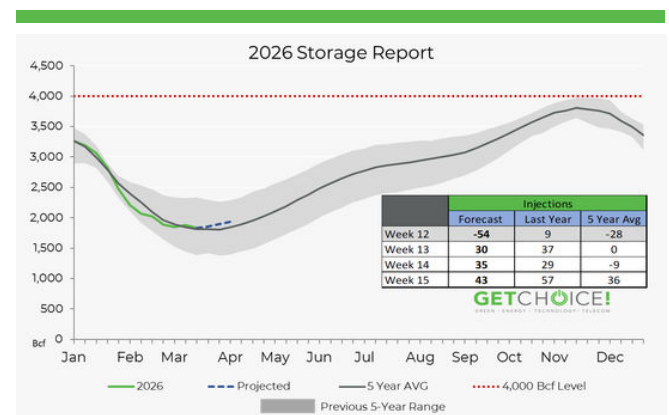
The April NYMEX contract nearing settlement opened today at \$2.98, as domestic fundamentals weigh on the prompt month despite lingering geopolitical premium from the ongoing U.S.-Iran conflict. The latest EIA storage report showed a withdrawal of 54 Bcf, narrowing the year-over-year surplus and offering modest price support. Weather has shifted firmly into shoulder-season mode with near-normal temperatures across most of the country through early April, limiting meaningful demand catalysts in the near term. Cal Strips for 2027 & 2028 are trading at \$3.84 & \$3.80 respectively.

Market Indicator	Current		Last Week			Last Year		
	Date	Units	Date	Units	% Change	Date	Units	% Change
NYMEX, Prompt (\$/MMBtu)	3/25/2026	\$2.95	3/19/2026	\$3.07	-3.7%	4/3/2025	\$4.14	-28.7%
NYMEX, Rolling 12 (\$/MMBtu)	3/25/2026	\$3.72	3/19/2026	\$3.87	-3.8%	4/3/2025	\$4.54	-18.0%
Storage (Bcf)	3/26/2026	1829	3/19/2026	1883	-2.9%	3/26/2025	1739	5.2%
Total Rig Count (Oil & Gas)	8/29/2025	550	8/22/2025	551	-0.2%	8/30/2024	621	-11.4%

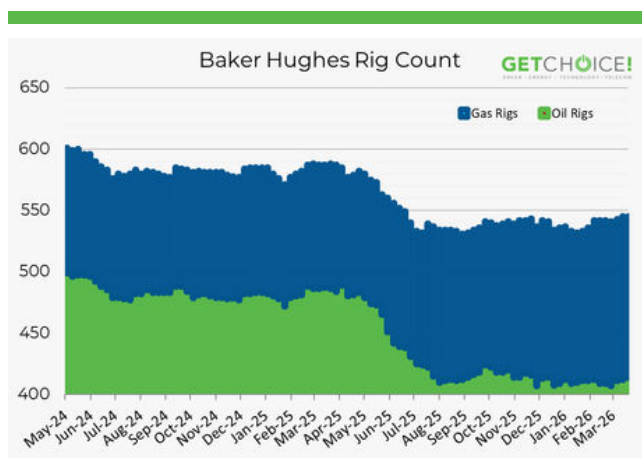
NYMEX PRICING MOVEMENT



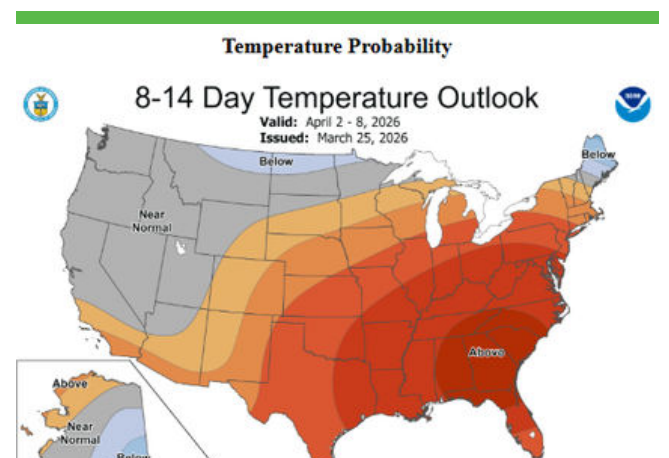
2026 STORAGE REPORT



TOTAL RIG COUNT



TEMPERATURE FORECAST



ARTICLE OF THE WEEK: "U.S. LNG FEEDGAS MAINTAINS PEAK LEVELS"

The weekly market update is created to inform current and potential customers. The update represents a general view of the energy market. This information is not meant as nor should be used as business advice. For more information please visit our website at getchoice.com