

# WEEKLY MARKET UPDATE



March 12, 2026

## SUMMARY

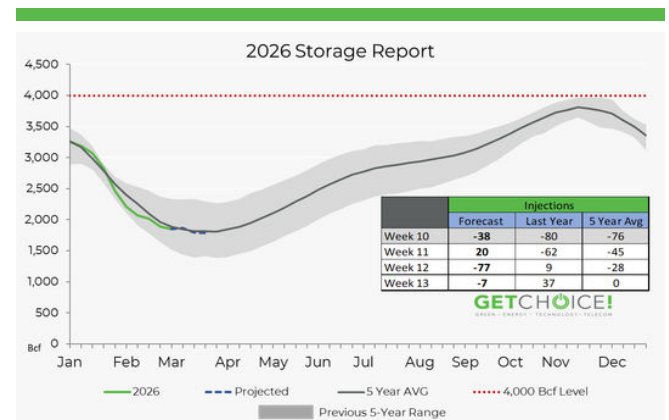
The April NYMEX contract opened today at \$3.23, higher than previous week's levels as Middle East war risk continues to inject geopolitical premium into energy markets. Specifically, the ongoing U.S.-Israeli conflict with Iran has disrupted LNG flows through the Strait of Hormuz, tightening global supply and lifting European and Asian gas prices. Near term weather is showing a brief cold shot arriving late next week before a warm pattern returns March 20-24, offering temporary demand support as the market transitions into the shoulder months. Cals Strips for 2027 & 2028 are trading at \$3.85 & \$3.71 respectively.

Market Indicator	Current		Last Week			Last Year		
	Date	Units	Date	Units	% Change	Date	Units	% Change
<b>NYMEX, Prompt</b> (\$/MMBtu)	3/11/2026	\$3.21	3/5/2026	\$2.92	10.0%	3/20/2025	\$3.98	-19.3%
<b>NYMEX, Rolling 12</b> (\$/MMBtu)	3/11/2026	\$3.89	3/5/2026	\$3.78	2.9%	3/20/2025	\$4.93	-21.0%
<b>Storage</b> (Bcf)	3/12/2026	1848	3/5/2026	1886	-2.0%	3/12/2025	1707	8.3%
<b>Total Rig Count</b> (Oil & Gas)	8/29/2025	550	8/22/2025	551	-0.2%	8/30/2024	621	-11.4%

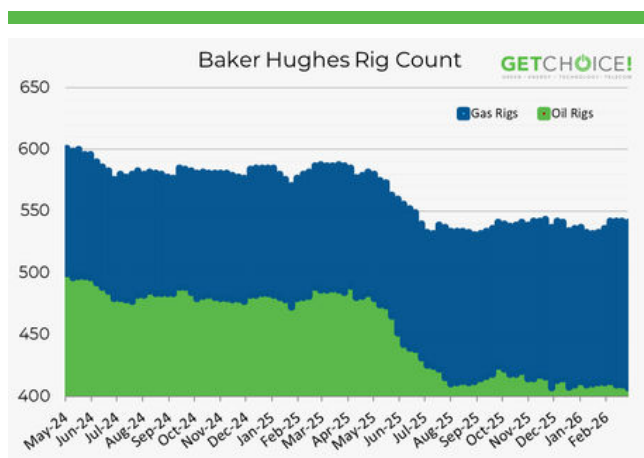
## NYMEX PRICING MOVEMENT



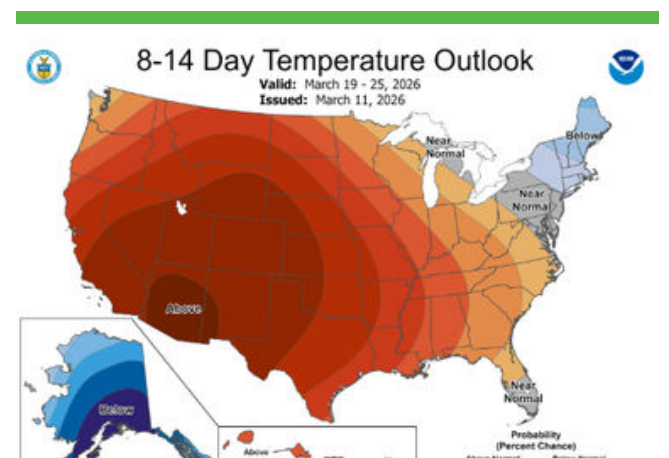
## 2026 STORAGE REPORT



## TOTAL RIG COUNT



## TEMPERATURE FORECAST



**ARTICLE OF THE WEEK:**  
**"FOSSIL GENERATION COULD RISE WITH FASTER-THAN-EXPECTED GROWTH IN DATA CENTER POWER DEMAND"**

The weekly market update is created to inform current and potential customers. The update represents a general view of the energy market. This information is not meant as nor should be used as business advice. For more information please visit our website at [getchoice.com](http://getchoice.com)