

# WEEKLY MARKET UPDATE



January 22, 2026

## SUMMARY

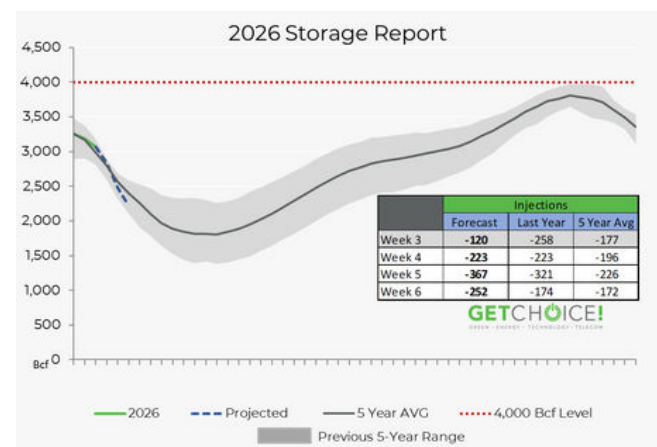
After hitting a 5-year low last week at \$3.13, the February NYMEX contract has now set a record for biggest 3-day increase at currently 60% up. An extreme winter storm is set to hit the U.S. tomorrow through the weekend, with arctic air behind it. Current forecasts have additional storms and cold hitting late next week. The polar vortex has arrived and will keep bullish pressure on 2026 prices until it subsides, but storage will need to recover. NYMEX Cal strips 2027 & 2028 are at \$3.82 & \$3.69.

Market Indicator	Current		Last Week			Last Year		
	Date	Units	Date	Units	% Change	Date	Units	% Change
<b>NYMEX, Prompt</b> (\$/MMBtu)	1/21/2026	\$4.88	1/15/2026	\$3.42	42.6%	1/30/2025	\$3.05	60.0%
<b>NYMEX, Rolling 12</b> (\$/MMBtu)	1/21/2026	\$4.12	1/15/2026	\$3.32	24.0%	1/30/2025	\$3.95	4.4%
<b>Storage</b> (Bcf)	1/22/2026	3065	1/15/2026	3185	-3.8%	1/22/2025	2924	4.8%
<b>Total Rig Count</b> (Oil & Gas)	8/29/2025	543	8/22/2025	544	-0.2%	8/30/2024	621	-12.6%

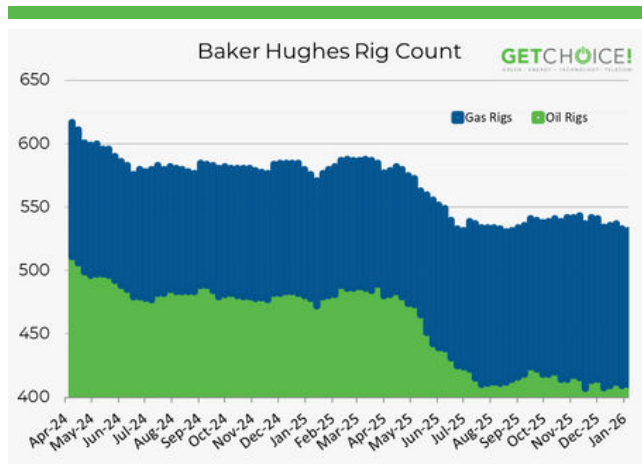
## NYMEX PRICING MOVEMENT



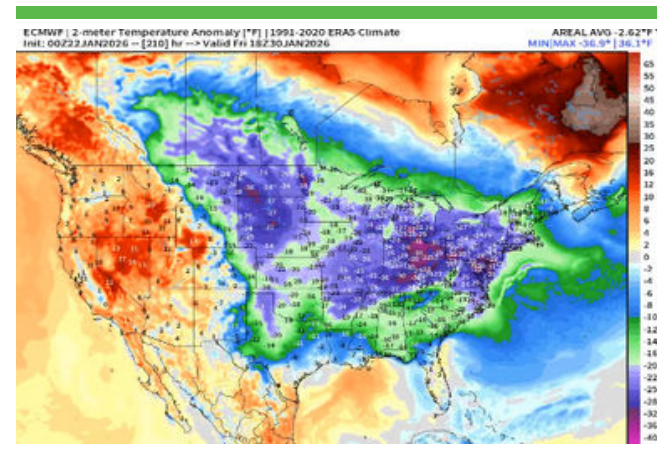
## 2026 STORAGE REPORT



## TOTAL RIG COUNT



## TEMPERATURE FORECAST



**ARTICLE OF THE WEEK:**  
["NATURAL GAS PRICES SOAR AS COLD SNAP BLASTS THE U.S." - 01/22/2026](#)

The weekly market update is created to inform current and potential customers. The update represents a general view of the energy market. This information is not meant as nor should be used as business advice. For more information please visit our website at [getchoice.com](http://getchoice.com)