

WEEKLY MARKET UPDATE



January 15, 2026

SUMMARY

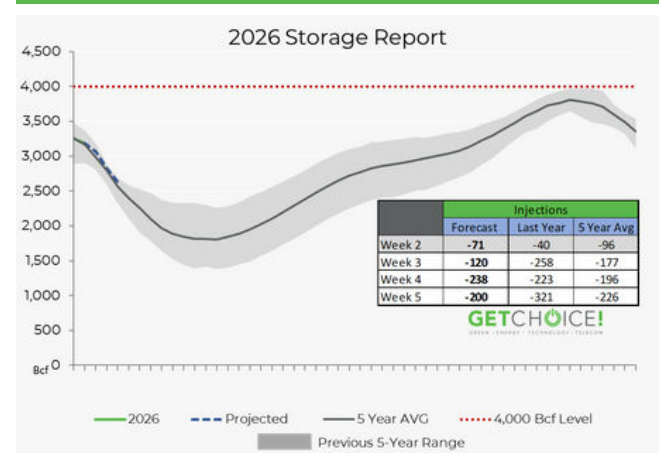
The NYMEX February contract is at \$3.15, the lowest price since Mid-2021. The warm pattern to start January will soon give way to an active cold pattern like we saw the beginning of December. The durability of this cold is still in question and is creating the price volatility. New LNG facilities have started exporting natural gas, increasing structural demand for 2026. For now, the bears are in charge of this market until long lasting cold arrives. NYMEX Cal strips 2027 & 2028 are at \$3.65 & \$3.58.

Market Indicator	Current		Last Week			Last Year		
	Date	Units	Date	Units	% Change	Date	Units	% Change
NYMEX, Prompt (\$/MMBtu)	1/14/2026	\$3.12	1/8/2026	\$3.53	-11.5%	1/24/2025	\$4.03	-22.5%
NYMEX, Rolling 12 (\$/MMBtu)	1/14/2026	\$3.26	1/8/2026	\$3.46	-5.7%	1/24/2025	\$3.86	-15.6%
Storage (Bcf)	1/15/2026	3185	1/8/2026	3256	-2.2%	1/15/2025	3152	1.0%
Total Rig Count (Oil & Gas)	8/29/2025	544	8/22/2025	546	-0.4%	8/30/2024	621	-12.4%

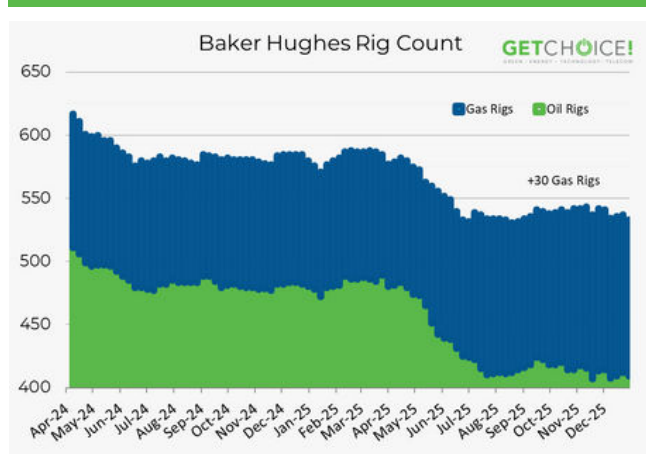
NYMEX PRICING MOVEMENT



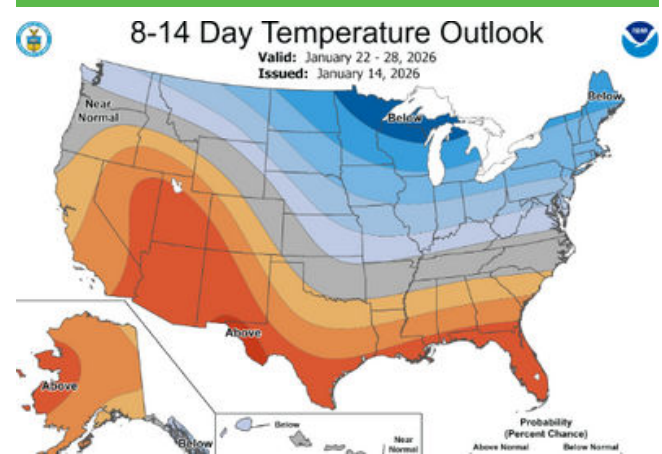
2026 STORAGE REPORT



TOTAL RIG COUNT



TEMPERATURE FORECAST



ARTICLE OF THE WEEK:

["EIA EXPECTS NG SPOT PRICES TO FALL IN 2026, RISE IN 2027"- 01/14/2026](#)

The weekly market update is created to inform current and potential customers. The update represents a general view of the energy market. This information is not meant as nor should be used as business advice. For more information please visit our website at getchoice.com