

WEEKLY MARKET UPDATE



SUMMARY

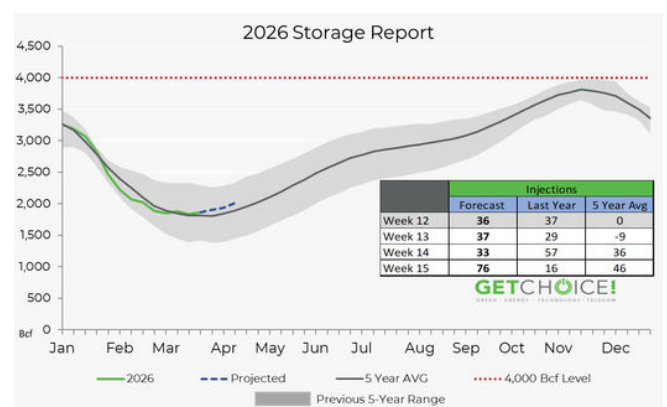
The May NYMEX contract opened today at \$2.813, as shoulder-season fundamentals keep pressure on the prompt month even as geopolitical risk from the ongoing U.S.-Iran conflict lingers. Today's storage report showed a 36 Bcf injection for the week ending March 27, marking the first net build of the 2026 injection season as the market transitions away from withdrawals. Weather remains decidedly mild with above-normal temperatures forecast across most of the country through mid-April, limiting heating demand and offering little near-term price support. Cal Strips for 2027 & 2028 are trading at \$3.69 & \$3.72

Market Indicator	Current		Last Week			Last Year		
	Date	Units	Date	Units	% Change	Date	Units	% Change
NYMEX, Prompt (\$/MMBtu)	4/1/2026	\$2.82	3/26/2026	\$2.95	-4.5%	4/10/2025	\$3.56	-20.7%
NYMEX, Rolling 12 (\$/MMBtu)	4/1/2026	\$3.54	3/26/2026	\$3.69	-3.9%	4/10/2025	\$4.62	-23.3%
Storage (Bcf)	4/2/2026	1829	3/26/2026	1883	-2.9%	4/2/2025	1769	3.4%
Total Rig Count (Oil & Gas)	3/27/2026	543	3/20/2026	551	-1.5%	8/30/2024	621	-12.6%

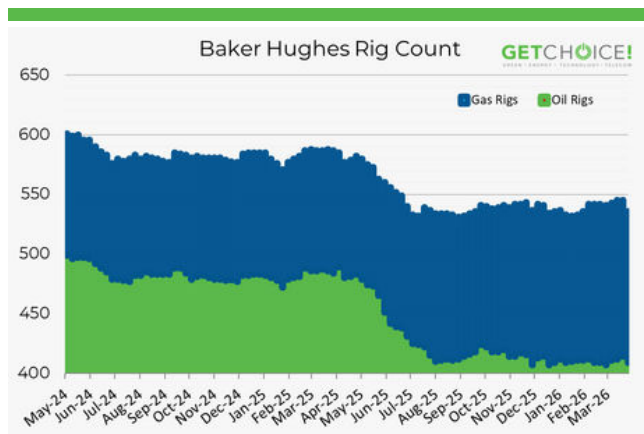
NYMEX PRICING MOVEMENT



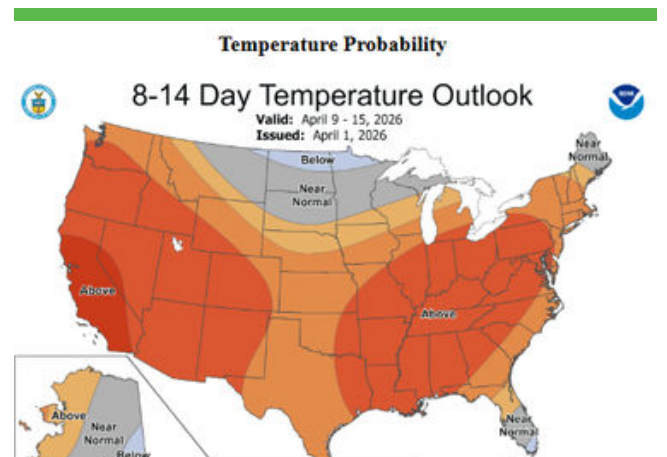
2026 STORAGE REPORT



TOTAL RIG COUNT



TEMPERATURE FORECAST



ARTICLE OF THE WEEK:
"LNG CANADA AND COASTAL GASLINK AGREE TO COMMERCIAL TERMS FOR THE PHASE 2 PIPELINE PROJECT"

The weekly market update is created to inform current and potential customers. The update represents a general view of the energy market. This information is not meant as nor should be used as business advice. For more information please visit our website at getchoice.com